

COMMUNITY HEALTH SERVICES DEVELOPMENT FINDINGS

A Community Health Needs Assessment Process

Big Horn Hospital Association participated in the Community Health Services Development (CHSD) project, a community health needs assessment process, administrated by the Montana Office of Rural Health and funded in part through the Montana Health Research and Education Foundation (MHREF) Flex Grant.

In the spring of 2019, Big Horn Hospital Association's service area was surveyed about its healthcare system. The following is a summary of key findings. To view the full report visit: <https://www.bighornhospital.org/>



Big Horn Hospital Association
Big Horn Hospital - Big Horn Senior Living

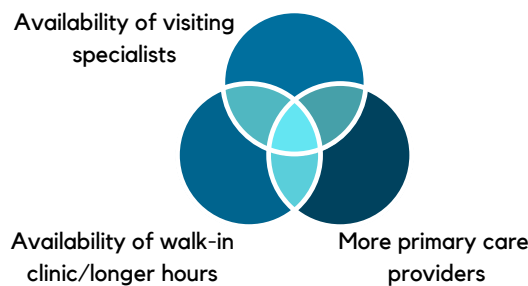
CHOOSE HEALTH

Big Horn County's Top 3's

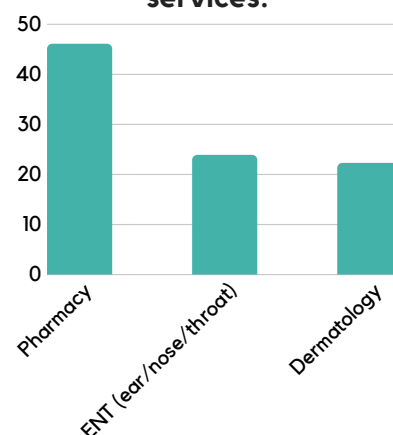
Top 3 components for a healthy community

Good jobs and a healthy economy
Access to health care and other services
Healthy behaviors and lifestyles

Top ways to improve community's access to healthcare:

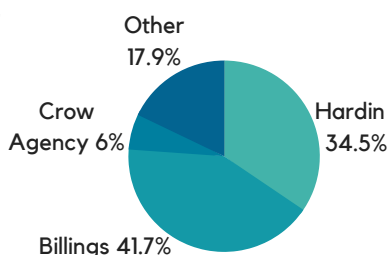


Top desired local health services:



39.8% reported they or a member of their household did not get (or delayed) needed medical services.

Location of hospital used most often in last 3 years:



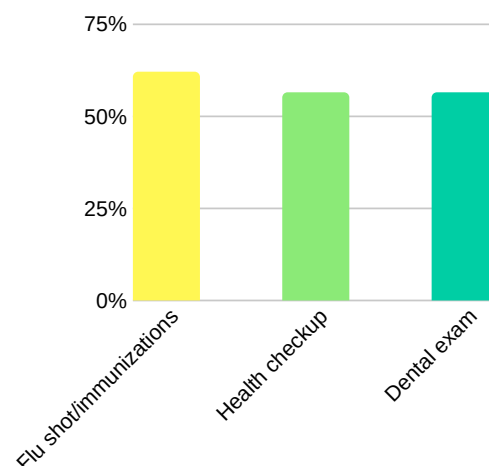
Healthcare Utilization

Most utilized primary care providers were located in:

- Hardin 71.8%
- Billings 9.4%
- Crow Agency 7.7%
- Other 11.1%




Most utilized preventative services in the past year



81.5% of respondents indicated that local healthcare services are very important to the economic well-being of the community.

Knowledge & Opinion

44.7% of respondents feel their knowledge of services available at Big Horn Hospital Association is "Good" and 21.1% rated their knowledge as "Excellent."



70.6% of respondents learn about health services from their friends or family.

OVERALL QUALITY OF CARE AT BIG HORN HOSPITAL ASSOCIATION WAS RATED "EXCELLENT TO GOOD" SCORING A 3.5 OUT OF 4.0

Healthy Communities

Top Health Concerns:

Alcohol/substance abuse 85.7%

Diabetes 31.7%

Overweight/obesity 26.2%



60% reported they feel
their community is
somewhat healthy.

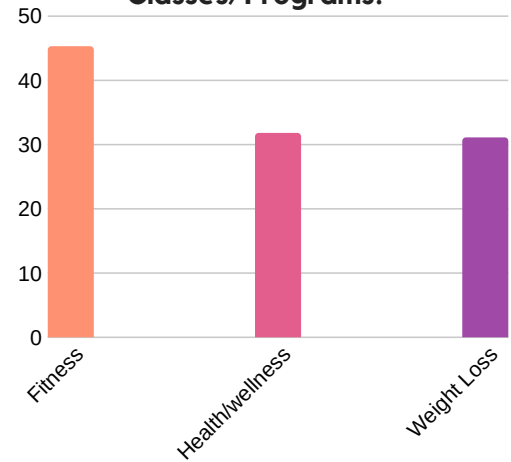


Physical activity

Daily	33.1%
2 to 4 times a week	44.6%
None	5.8%



Interest in Health Education Classes/Programs:



Survey demographics

Employment



126 surveys were
returned for
a 18.5% response
rate.



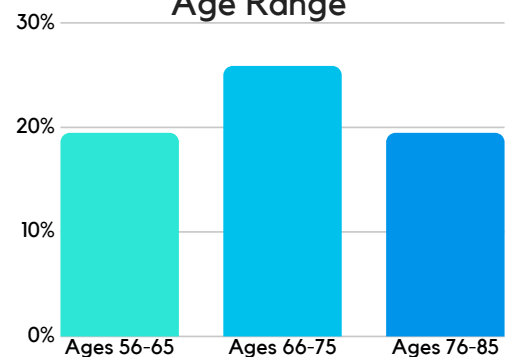
84.6% of respondents
were from Hardin, 8.1%
were from the Crow
Agency & 4.1% were
from Lodge Grass

Respondents were:

63.5% Female;
31.7% Male;
4.8% No Response



Age Range



Focus Group Findings

Major issues/concerns:

- Mental health
- Alcohol and drug abuse
- Lack of fitness opportunities
- Access to primary care
- Appointment availability
- Senior needs -dementia living-units, respite care, and physicians for elderly

Services needed:

- Additional mental health services
- More medical practitioners
- Increased focus on preventative care
- Specialty services - cardiology, orthopedics and OB/GYN
- Health education classes and more opportunities to be physically active
- Substance abuse services