

Community Health Services Development (CHSD)

2022 FINDINGS FOR HARDIN, MONTANA

Big Horn Hospital Association participated in the Community Health Services Development (CHSD) project, a community health needs assessment process, administrated by the Montana Office of Rural Health. Over the months of **April** and **May 2022**, Big Horn Hospital Association’s service area was surveyed about its healthcare system.

CLICK
this icon to read
the full report



Big Horn County’s TOP THREE

...to improve
healthcare access

Availability of **visiting specialists**

More **primary care providers**

Availability of **walk-in clinic/longer hours**

...for a healthy
community

Access to healthcare
and other services

Good jobs & a **healthy economy**

Healthy behaviors
and **lifestyles**

...for desired local health services

Dermatology  **48.8%**

ENT (ear/nose/throat)  **45.1%**

General surgeon  **34.1%**


Healthcare UTILIZATION

...most utilized preventive
services in past year

Dental exam  **60.0%**

Flu shot/immunizations  **60.0%**

**Routine health
checkup**  **57.8%**

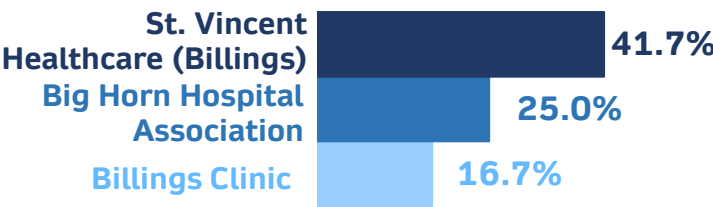


35.6%
reported they or a member
of their household **did not
get (or delayed)** needed
medical services.

...location of primary care
providers used most often




...location of hospital used
most in last 3 years



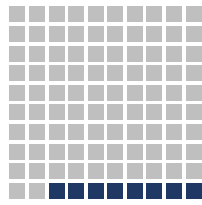
Overall **quality of care** at Big Horn Hospital Association
was rated **“good”** (3.2 out of 4.0)

Healthy COMMUNITIES



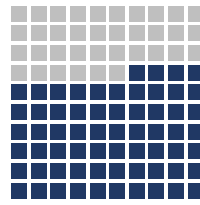
45.1%

indicated their life has been negatively affected to some degree by their own or someone else's substance abuse issues.



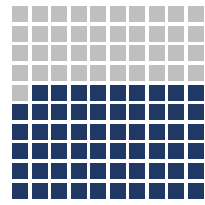
7.7%

said cost prohibited them from getting prescriptions or taking them regularly.



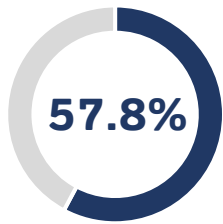
63.7%

feel the community does not have adequate & affordable housing options



58.9%

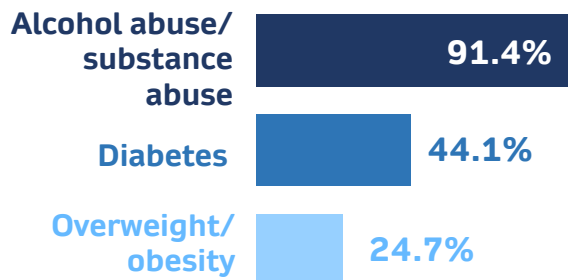
describe their stress level as high or moderate in the past year.



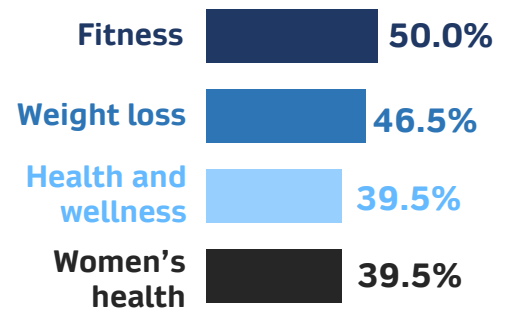
57.8%

Feel their community is **somewhat healthy**

...top health concerns



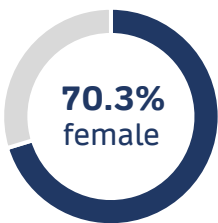
...interest in health education classes



...physical activity

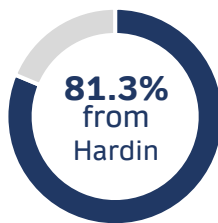


Survey DEMOGRAPHICS



70.3%
female

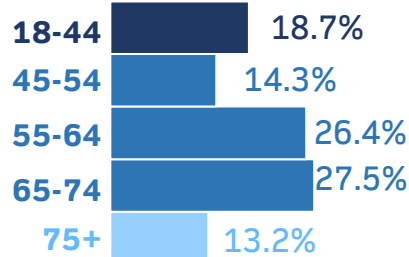
26.4% male;
3.3% prefer to self-describe



81.3%
from
Hardin

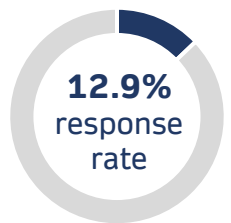
6.6% from
Crow Agency

...age range



44.0%
work full
time

31.9%
retired



12.9%
response
rate

(93) surveys
were returned

Findings from community INTERVIEWS

...major issues/concerns

- Access to healthcare services
- Mental & behavioral health
- Healthy lifestyles

...services needed

- Primary care providers
- Specialty outreach clinics (i.e., dermatology, rheumatology, etc.)
- Internet access
- Mental and behavioral health services and resources
- Transportation to out of town appointments
- Enhanced access to affordable produce
- Outdoor activity opportunities such as walking clubs, park programming, etc.

See 2022 CHNA report for full list of services needed.